

Frances Andrew

Site Furnishings Ltd



Pipeline Series

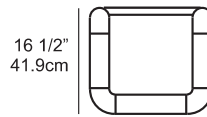
General Specifications:

Metal: 3" (7.6cm) aluminum tube, heavy wall T-6 marine grade. Elbows die-cast heavy aluminum. Seat metal is perforated aluminum except for the seat metal of the PM15-25, PM15-5, PM15-5A, PM15-6, and PM15-66 which are zinc-plated and bronze chromated perforated steel. All metal is coated with Polyester, electrostatically applied, and baked at a high temperature to produce a "mar-resistant" finish.

Hardware: All hardware is professionally finished with our baked-on Polyester Powder Coating.

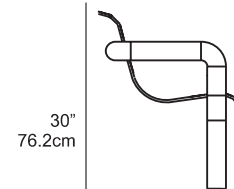
PM15-25

19" 48.3cm



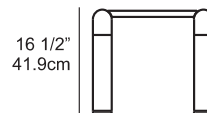
PM15-414

24 1/2" 62.2cm



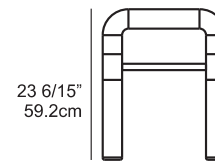
PM15-5

19" 48.3cm



PM15-5A

19" 48.3cm

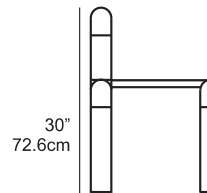


Options:

Metal Colors: Make your choice from one of eighteen standard paint colors. Or, for an additional charge, choose from one of over 160+ custom paint colors. Standard color chips and custom color charts are available upon request.

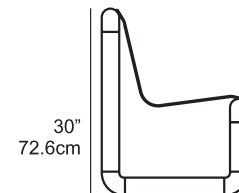
PM15-6

19" 48.3cm



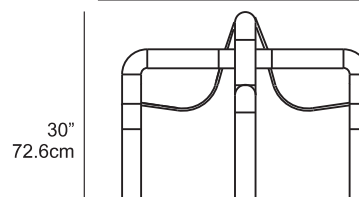
PM15-734

24 1/2" 62.2cm



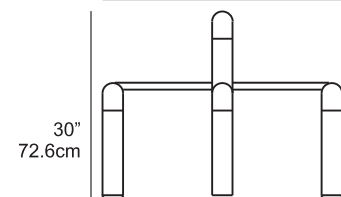
PM15-766A4

47" 119cm



PM15-66


36" 91.4cm



Accessories:

To give your project that professional finish, may we suggest the addition of our Series 15 receptacles. For a complete listing of our receptacles, and other furnishings, please refer to the respective areas in our catalog.

78" 198 cm



75" 190cm