

# Frances Andrew

## Site Furnishings Ltd



Garden Series

### General Specifications:

**Wood:** Durable, long-lasting Ipe. Wood members 1 1/2" (3.7cm) x 2 1/2" (6 cm) with a 1/4" (0.63cm) radius on the edges and ends. Ipe is sealed and smooth sanded.

**Metal:** Standard aluminum cast to a precision pattern for maximum strength and durability. The metal is coated with Polyester, electrostatically applied, and baked at a high temperature to produce a "mar-resistant" finish.

**Hardware:** An exclusive nut design and bolt-through construction create a single, solid unit. A special wrench for vandal-resistant hardware is provided with each bench. All hardware is professionally finished with our baked-on Polyester Powder Coating.

### Options:

**Wood:** Non-standard wood (such as Oak, or Maple) may be substituted for Ipe for an additional cost.

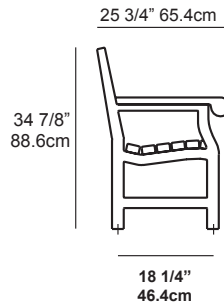
**Metal Colors:** Make your choice from one of eighteen standard paint colors. Or, for an additional charge, choose from one of over 160+ custom paint colors. Standard color chips and custom color charts are available upon request.

**Bench Backs** may be customized to suit your project needs. G24-311 is available with a metal back in place of wood back..

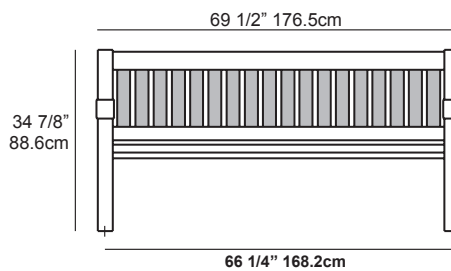
### Accessories:

To give your project that professional finish, may we suggest the addition of our Series 31 receptacles. For a complete listing of our receptacles, and other furnishings, please refer to the respective areas in our catalog.

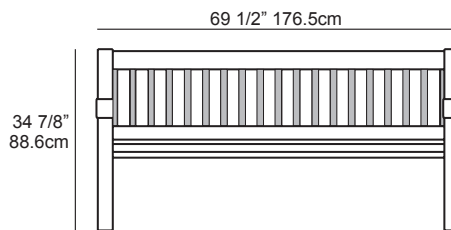
G24-311,322,333



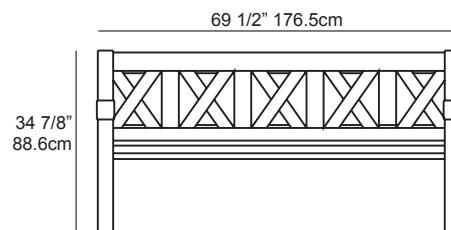
G24-311



G24-311M



G24-322



G24-333

