



General Specifications:

Metal: All Express Series 12 bike rack frames are constructed of 1.9" (4.8cm) steel pipe. The round bars are constructed of 1" (2.5cm) solid steel. The metal is coated with polyester powder, electrostatically applied, and baked at a high temperature to produce a mar resistant finish.

Hardware: An exclusive nut design and bolt through construction create a single, solid unit. A special wrench for vandal resistant hardware is supplied with each bike rack. All hardware is professionally finished with our baked on polyester powder coating.

Options:

Mounting Options: The Express Series 12 is available as in ground, bolt down or free-standing.

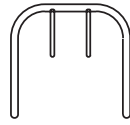
In Ground: The in ground bike rack installs directly into concrete to a depth of 12". See detail 'A' (bottom right).

Bolt Down: The bolt down bike rack is fastened directly to the ground using 3/8" anchor bolts (not provided). Vandal resistant flush nuts are included for additional security. See detail 'B' (right).

Free-Standing: The free-standing bike rack can be bolted down using 3/8" anchor bolts (not provided). See detail 'C' (bottom right).

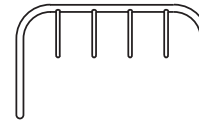
Metal Colors: Make your choice from one of our 29 standard colors or, for an additional charge, choose from over 180+ custom paint colors.

E12-BR33



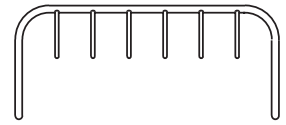
31 1/2" 80cm

E12-BR34



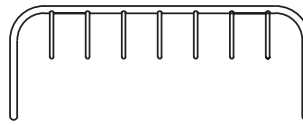
50 1/2" 128cm

E12-BR36



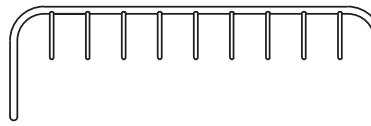
69 1/2" 176.5cm

E12-BR37



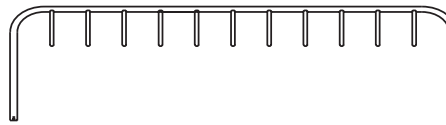
79" 200.6cm

E12-BR38



98" 248.9cm

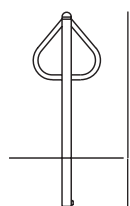
E12-BR310



117" 297.2cm

A)

13 7/8" 35.2cm

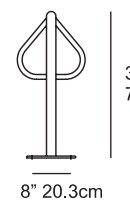


30" 76.2cm

12" 30.5cm

B)

13 7/8" 35.2cm

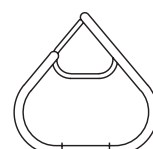


30" 76.2cm

8" 20.3cm

C)

31 1/2" 80.0cm



30" 76.2cm

8" 20.3cm